



Sterisil® System G4 Technical Specifications



KEY FEATURES:



Distilled Quality Water Production



Dental Water Treatment



Ultraviolet Treatment



Audible and Visual Alarms

SPECIFICATIONS:

- Size: 20"W x 18"H x 5.5"D
- Weight dry: 22 lbs
- Weight wet: 24 lbs
- Source water temperature: 45–100°F, 7–38 °C
- Source TDS: 0–500ppm
- Source pressure: 65–85psi / 4.5–6bar
- Max serviceable chairs: 200, subject to water usage and facility
- Produces up to 190L per day of RO, DI, or treated dental water

SPACE REQUIREMENTS:

- Minimum mounting space:
 - » **Hinged:** 20"W x 22"H x 7"D
 - » **Slide:** 38"W x 22"H x 6.5"D**
- Recommended height is to place the top of the system 64" AFF.
- Booster pump and pre-filter:
 - » Booster pump: 7"H x 4"D (Recommended if source PSI <65)
 - » Pre-filter: 12"H x 5"D (Recommended if source TDS >250)
- Tank dimensions:***
 - » 4G: 15"H x 12"D
 - » 10G: 21"H x 13"D
 - » 14G: 23"H x 15.25"D

PART NUMBERS:

Note: Complete system includes: system housing, tubing, cartridges, autoclave faucet, dental faucet (bottle fill only), 4gal and 10gal tanks, autoclave wand, and prefilter kit.

Part #	Description
G4-1	Complete system for 4-12 operatories
G4-3	Complete system for 13-29 operatories
G4-7	Complete system for 30-41 operatories
G4-10	Complete system for 42+ operatories
Optional Components	
SS-BP	Booster pump. For builds with <65PSI source pressure
SS-BT10	10gal bladder tank
SS-BT14	14gal bladder tank

ELECTRICAL REQUIREMENTS:

- One quad outlet located above the system and within 3' horizontally.
- 110V AC, 3 amp, GFCI

PLUMBING REQUIREMENTS:



No copper plumbing may be used downstream from the system.

- Use of 1/4" OD LLDPE or PEX tubing.
- Standard sink or floor drain within 20' of the system and not above height of system.
- Valve controlled tee off the municipal source for 1/4" tubing within 10' of the system.
- Backflow prevention in accordance with state and local ordinances should be installed.
Not provided.

DIRECT FEED CONSIDERATIONS

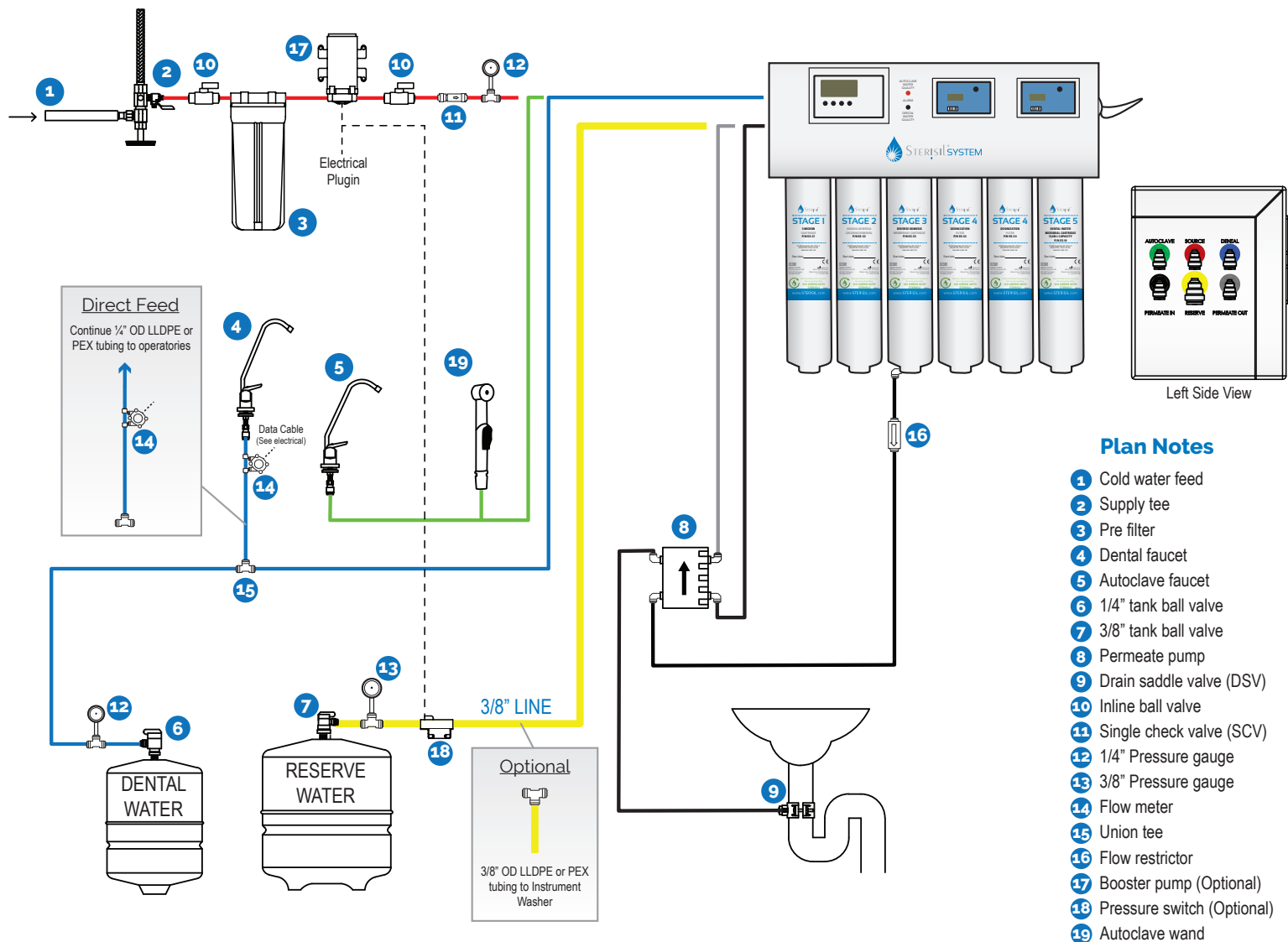
- Chairs must be within 50' of the system
- Source water bypass recommended (see install manual)

For more information contact your **Sterisil® sales representative or local dealer.**

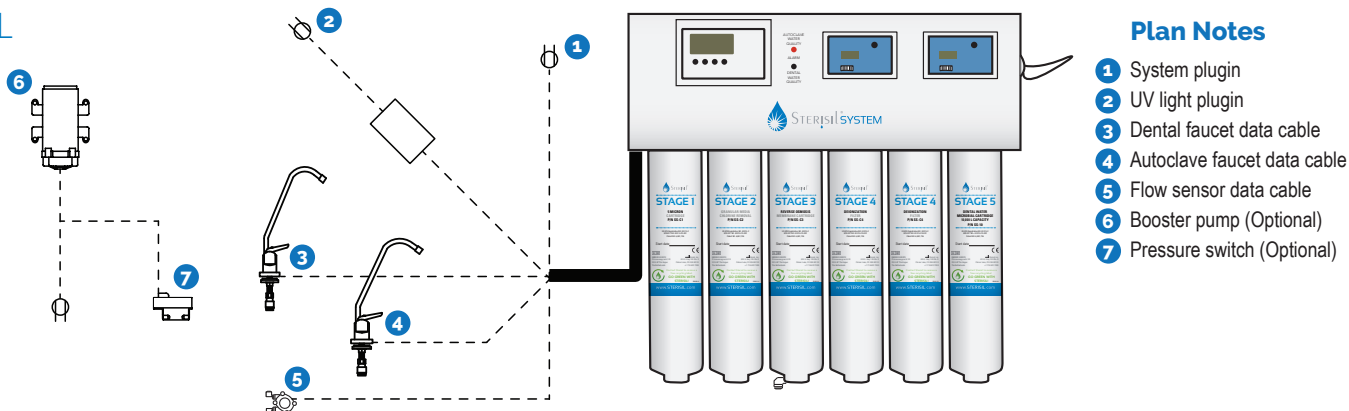
719 622 7200 or online at Sterisil.com



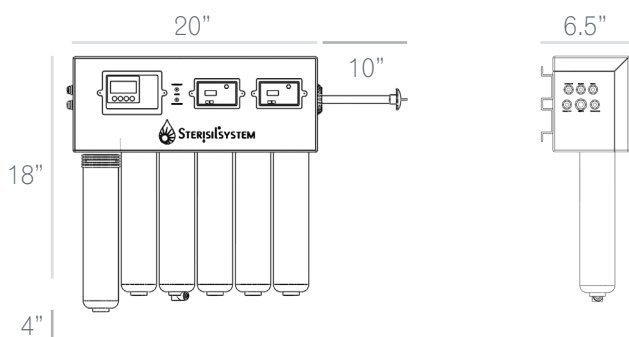
OVERVIEW



ELECTRICAL



DIMENSIONS



*XL Stage 4 Cartridges require an additional 2.5" of vertical space
 **The slide mount requires an additional 18" of horizontal clearance to extend fully.
 ***Tanks must be within 10' of system