



MyCheck™

In-Office Dental Water Test



Item #	Description	MSRP
MC-4	4-Pack	\$85.99
MC-12	12-Pack	\$207.99

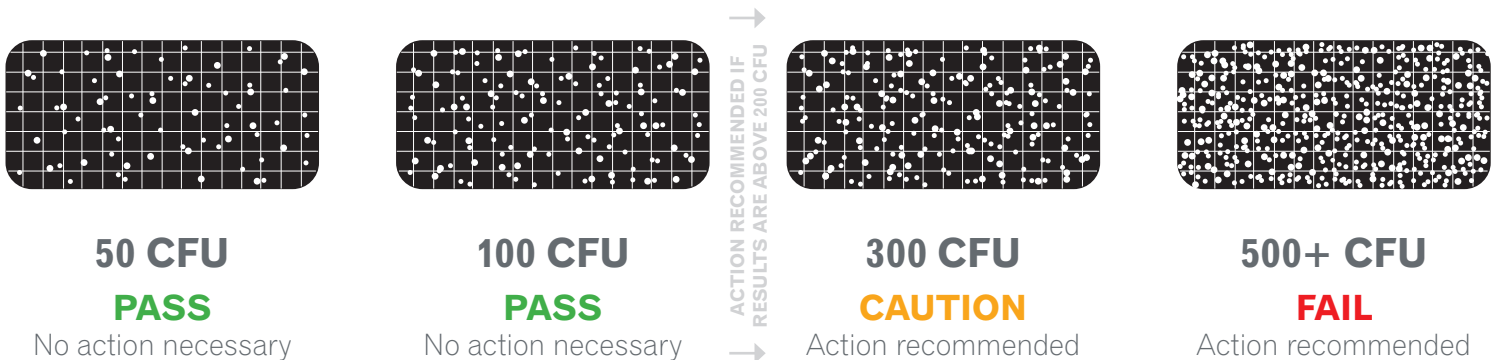
INSTRUCTIONS FOR USE:

1. To collect a water sample from a waterline, flush the lines for a minimum of 10 seconds. Remove the red paddle from the plastic case and fill the case with water to the fill line.
2. Firmly replace the paddle into the case and let the paddle soak in the water sample with the filter side (grid pattern) down for 30 seconds. Remove the paddle, pour out the water from the plastic case, and firmly replace the paddle into the case.
3. Using a permanent marker, label the paddle with the sample location and date.
4. With the filter side down, store the paddle for incubation at room temperature, out of direct sunlight (77° F +/- 4° F) for 72 hours.
5. Use the Colony Count Comparison Chart to analyze the microbial count of the paddle. Colony colors may vary from colorless to white, cream, yellow, gray, or red.
6. Refer to the Corrective Actions table if further actions are recommended.

COLONY COUNT COMPARISON CHART:

Compare your paddle to the diagrams below to get an estimated bacteria count (CFU).

Note: The filter will appear dark in color after being exposed to water. This is normal and not an indicator of high bacterial content.



MyCheck paddles are intended as a screening method only and are not a substitute for a validated test method. Sterisil® Inc. is not responsible for the failure of this product in its intended use, or for the actions taken based upon results.

For more information contact your **Sterisil® sales representative or local dealer.**

719 622 7200 or online at Sterisil.com

GP13001.E



CORRECTIVE ACTIONS:

After reading your results, use the table below to determine the recommended action to achieve waterline compliance. Please keep in mind MyCheck is simply a screening tool designed to give dental offices an estimated count of bacteria. If validated and exact water test results are desired, we recommend our StandardCheck™ or RapidCheck™ water test kits.

BACTERIA (CFU) COUNT	RESULT	CORRECTIVE ACTION
0–200 CFUs	PASS	None
201–499 CFUs	CAUTION	Shock lines* and reevaluate protocols**
500+ CFUs	FAIL	Shock lines*, reevaluate protocols**, and retest operator.

* To shock lines, we recommend Citrisil™ Shock. (P/N ECS-20) Citrisil Shock can be purchased through all major dealers.

** We recommend using a daily water treatment product and adhering to their manufacture's Instructions for Use.


RECORD YOUR RESULTS:

A print-ready Water Testing Log is available for recording bacteria test results and subsequent actions. The Water Testing Log can be found at Sterisil.com.


RECOMMENDED TESTING INTERVAL:


Sterisil recommends following Organization for Safety Asepsis and Prevention's (OSAP) Dental Quality Monitoring procedure.

It is recommended to test monthly until you've attained passing results for 2 consecutive months. Continue to test monthly or reduce to quarterly testing cycles so long as you maintain passing results.



CORRECTIVE ACTIONS:
0–200 = PASS None required
201–499 = CAUTION Shock lines per IFU and reevaluate technique
500+ = FAIL Shock lines per IFU to inhibit bacteria growth, repeat technique, and retest before operator use





Name of Practice/Location #:

Address: City, State, ZIP:

Daily Treatment Product: Shock Protocol Frequency:

SAMPLE DATE	TESTER'S NAME	DENTAL UNIT/ LOCATION (Room, Chair, Operator)	DEVICE SAMPLED	DATE OF RESULTS	MICROBIAL COUNT (Refer to colony counting chart)	CORRECTIVE ACTIONS TAKEN (See chart above)
			<input type="checkbox"/> HW Springs <input type="checkbox"/> Source Water <input type="checkbox"/> Scaler <input type="checkbox"/> Handpiece <input type="checkbox"/> Combined			
			<input type="checkbox"/> HW Springs <input type="checkbox"/> Source Water <input type="checkbox"/> Scaler <input type="checkbox"/> Handpiece <input type="checkbox"/> Combined			
			<input type="checkbox"/> HW Springs <input type="checkbox"/> Source Water <input type="checkbox"/> Scaler <input type="checkbox"/> Handpiece <input type="checkbox"/> Combined			
			<input type="checkbox"/> HW Springs <input type="checkbox"/> Source Water <input type="checkbox"/> Scaler <input type="checkbox"/> Handpiece <input type="checkbox"/> Combined			
			<input type="checkbox"/> HW Springs <input type="checkbox"/> Source Water <input type="checkbox"/> Scaler <input type="checkbox"/> Handpiece <input type="checkbox"/> Combined			

GET YOUR LOG SHEET HERE:

